



GERARD ROOF CARE AND MAINTENANCE

 **GERARD**
The worry-proof roof



LOOKING AFTER YOUR GERARD ROOF

GERARD roof is low maintenance. Maintenance is primarily a matter of preventing or removing unwanted algae, moss and lichen that may grow on the roof.

Why would my roof need cleaning?

Organic growth like lichen and moss is a natural phenomenon that occurs on most permanent outdoor structures including your roof.

Its appearance and extent is dependent on local conditions and can even vary on different parts of the same roof. Temperature and humidity, the pitch and orientation of the roof and the location of nearby trees are all possible contributing factors.

Left unchecked, organic growth can cause damage to the surface coating of your roof and can create 'moisture traps' that cause corrosion.

Atmospheric pollutants

Atmospheric pollutants such as dirt from building sites, fertilisers from nearby farms and pollen also contaminate roofs. These are often mistaken for organic growth, particularly on new roofs.

Pollutants may rinse off in heavy rain - if they don't they should be washed off or they may remain and contribute nutrients for organic growth to accumulate on in future.

Recognising different types of growth

There are several organic nasties to look out for including mosses, algal growth (which may be apparent as either a green or black staining of the surface) and lichens (which can vary from light green through to bright orange, in a number of different shapes, dependent on species).

Treat the problem with a chemical cleaner

We recommend any unwanted growth be removed by spraying. Please contact a certified roofer for this work.

Some organic growths will be killed immediately after spraying, and will disappear after a few rainfalls. Other types of growths, such as black algae and lichen, may take many rainfalls to be removed from the surface.

You will know the treatment is working if the organic growth changes colour. This may take from a few days to a few weeks.

Water blasting is generally not recommended for cleaning organic growth from GERARD tiles, but may be used to remove residual matter after the growth and its spores have been chemically treated. Care must be taken not to damage the surface coating!

Prevent growth before it happens

Treating the roof will not only kill any growth, but also the spores that lead to it. We suggest treating the roof every three to five years.

It's best to chemically clean your roof before growths are seen, as a preventive measure. Spores may be present on the roof for up to two years before the appearance of any organic growth.

We recommend that you make an agreement with a qualified roofer for all maintenance work.

Don't accidentally taint your drinking water

If rainwater is collected from the roof for drinking, the water connection system should be disconnected from the tank before any chemical cleaning of the roof and before the installation of any new tiles.

The system should remain unconnected for at least three heavy rainfalls to ensure the removal of any residue. Alternatively the roof can be thoroughly hosed down with clean water before reconnection.

Special note about run-off to stormwater

The majority of local government bodies have prohibitions against chemicals being washed away in stormwater systems. Check with your local authority about prevailing requirements as to disposal/diversion of waste water before treating your roof.

Recommended chemical cleaner for cleaning your GERARD roof

GERARD ROOF GUARD CLEANER eliminates microorganism and fouling from the roof surface. Works effectively against growth of microorganisms such as bacteria, mould, algae and lichens on all types of roofs.



Use:

To be diluted 1 : 2 with water. In case of severe infestation a stronger mix can be used.

1 liter diluted Roof Guard Cleaner is used for approx. 5-7 square meters.

To be applied with a low-pressure spray or brush and left on the roof. Some organic growth will be killed immediately after spraying and will disappear after a few rainfalls. Other types of growths may take many rainfalls to be removed from the roof.

When working with Roof Guard Cleaner wearing of appropriate protective clothing, gloves, face mask and safety glasses is needed. Surrounding vegetation and materials need to be protected.

Not to be applied when raining or on wet surfaces.

Roof Guard Cleaner is removed from tools, gloves and clothes using soap and water. Non-absorbent non-target surfaces, such as painted or glass surfaces, are rinsed clean with water.

**Please contact your roofer for cleaning the roof.
You can find the roofer close to you on our website.**

Walking on your GERARD roof

You should not walk on your roof unless it is absolutely necessary. Only a suitably trained person can walk on the roof. All the applicable regulations or standards for safety at work must be complied with.

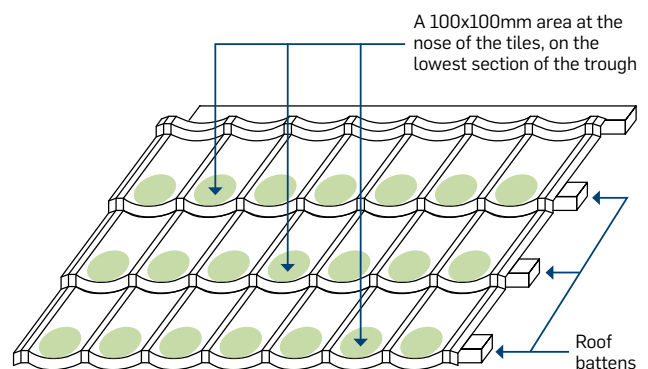
You should wear soft-soled shoes to avoid damage to the roof's surface. Make sure you always place your weight over the battens (the lowest point of the tile, at the front edge). Never step on ridges and ribs or where the roofing

tiles are shingled or coupled to prevent recesses, cracks and similar damage. Avoid buckling the roofing tiles by placing weight on the balls of the feet, directly over the batten in the pans of the roofing tiles. Walk slowly while on the roof. Traffic on the roof should be kept to a minimum to avoid possible damage to the roofing tiles. Take particular care when walking on steep roofs. We advise against walking on a wet roof. The roof is only safe for walking when it is dry.

Always take appropriate precautions to prevent falls when working at height.

If service/trade persons need to access the roof, let them know that it is a steel tile roof and, if need be, tell them where it's safest to walk. Most good craftsmen know how to walk over roofs but, for safety's sake, they should be informed as to what precautions are required.

Damage caused by incautious walking on the roof or by larger solid objects carried by the wind should be repaired by a qualified roofer.



Walking on GERARD roof

Alterations to your GERARD roof

This section contains technical information for tasks beyond routine maintenance and should be referred to when making alterations to things that contact or impinge on the roof.

Your GERARD roof is a sophisticated system of interlocking steel tiles fixed to the framing of the house to form an integral part of the structure. As such it may only be installed by recognised and qualified roofers.

We do not recommend roof alterations be undertaken by homeowners on a Do-It-Yourself basis. Work on your GERARD roof that is incorrectly carried out may void the warranty.

Alterations that affect your roof

When making alterations such as adding chimneys, skylights, or extensions to your home, it is important to ensure that the materials used are compatible with your GERARD roof.

GERARD tiles are manufactured from Aluminium-Zinc coated steel and then post-coated with a protective and decorative coating system.

Dissimilar Metal Corrosion

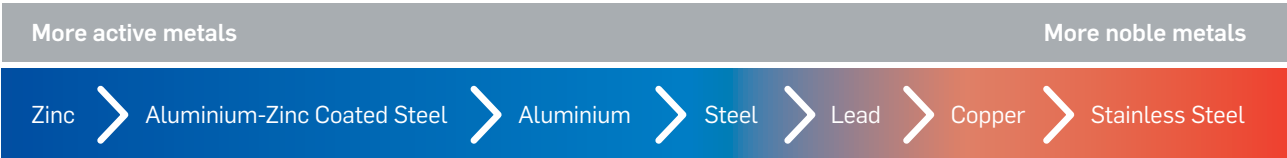
When two different metals are in contact and moisture is present, one metal is relatively protected while the other suffers accelerated corrosion. A similar effect often occurs with water flowing over different metals.

This form of corrosion is commonly found:


- Where water is discharged from copper or brass systems over a galvanised or Aluminium-Zinc coated steel roof
- Where lead flashings are applied directly to Aluminium-Zinc coated steel products without proper isolation
- Where fasteners are incompatible with the roofing material

Any electrical contact between dissimilar metals should be avoided, e.g. wet leaves making contact between copper gutters and Aluminium-Zinc coated steel roof tiles.

Directing water-flow to minimise potential corrosion



This chart lists commonly used metals in a 'Galvanic Series'. If any two of these metals are in damp contact or a run-off situation, the metal further to the left will sacrifice itself to protect the metal further to the right. Therefore the simple rule to remember is that you can run water from left to right, but not from right to left. For example zinc to copper is alright, but copper to zinc is not. Specific advice should be sought from Gerard Roofs regarding use of dissimilar metals.




GERARD CLASSIC



GERARD HERITAGE



GERARD DIAMANT



GERARD CORONA



GERARD SENATOR



GERARD MILANO



GERARD ALPINE



GERARD ELEGANTA



www.gerardroofs.eu

Authorised partner of GERARD®